




# TASKI Sprint Glass QuattroSelect® Mini Guide

Available in 2.5 L pouch

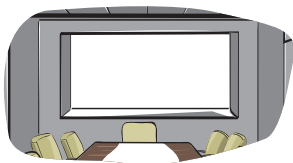


## Use for cleaning:

Mirrors



Tiles



Windows and glass

## Benefits...



Concentrated non-streaking, quick drying, non-ammoniated glass cleaner



Use on most washable surfaces including glass, chrome, stainless steel and laminated counter tops



Streak-free finish



Odour Neutralising Technology incorporated

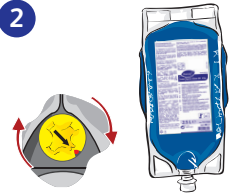
## Application...

1



Place the pouch in the QuattroSelect Unit and position the yellow selector head to either the trigger or bucket option to dispense ready to use chemical.

2



Trigger Position  
5L Bucket Position

Place trigger bottle/ dosing bottle in the QuattroSelect unit and press back to fill the bottle to the desired level. For bucket fill, place the hose in the bucket and fill to the desired level.

3



Apply solution directly onto cloth or surface.

4



Apply to surface using lint free cloth.

5



Buff dry, preferably with paper towel.

