




Enhance Anti Gum Mini Guide

Available in 1L

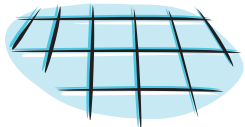


Use for disinfecting:

Carpets



Hard Surfaces



Seat Covers




Benefits...



Chewing gum remover



Removes sticky labels



Removes grease and oil

Using...

1a



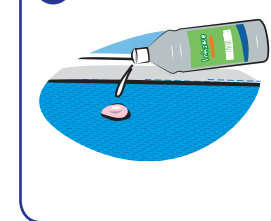
Flat surface applications
Apply directly to chewing gum.
Use neat.

1b



Vertical surface applications
Remove bottle cap and attach trigger spray.
Use neat.

2



Pour or spray directly onto chewing gum.

3



Allow 5 minutes contact time.

4



Rub with cloth.

5



Spray with clean water. Soak up excess moisture.

